

Model Number	Description	Gate Capacity
EAGLE-II	1/2 HP Residential Swing Gate Operator. Continuous Operation.	Up to 14' & 300 lbs

EAGLE-II

Specifications

Standard Features

- 2-Wire Master/Slave
- Open/Close Delay
- Motor Brake
- 24 VDC Output for MAG Lock
- 24 VAC Auxiliary Power Output
- Auto-Close Timer (1-60 sec.)

Gate Capacity & Operation

- Maximum Gate: 300 lbs & 14 ft.
- 18 seconds (approx.) to open (0° - 90°)
- Rated Continuous Duty

Manual Release

- Quick Release Lever

Mechanical

- Drive Chain: #50 Nickel Plated
- Gear Reducer: Size 50 & 40
- Swing Arm with No-Pinch Design
- Cover: All Weather/UV Resistant (HDPE) with Locking Stainless Steel Access Door
- Chassis: Zinc Plated to Resist Corrosion
- Power Disconnect (1/2 HP)

Hardware

- No-Weld Swing Arm Assembly
- Audio Alarm
- Pre-Wired Receiver Terminal

Dimension

- 25" (h) x 16-1/2" (w) x 15" (d)

Shipping Weight

- Eagle-II 90 lbs

Power

- 1/2 HP Continuous Duty AC
- 115 VAC @ 60 HZ 5.2 AMP

Operating Classification

- Class I, II, III & IV

Warranty

- 5-Year Limited (Residential)

Optional

- Power I Battery Backup
- Provides 40-80 Cycles


Installation Instructions

- Easy to follow instructions. Available in Spanish.
- Las instrucciones de la instalación disponibles en Español.


Specifications Subject to Change



Heavy Duty Gearbox
Efficient & Quiet



Motor
Heavy Duty
Instant Reversing
Continuous Duty

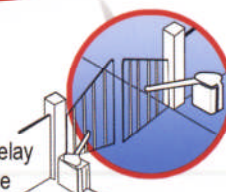


Control Board

Easy to Use & State-of-the-art
Advanced Features Come Standard
Built-in Lightning & Surge Protection



Quick-Release Swing Arm
Simple & Secure
No-Pinch Design for Added Safety
No Welding Needed



Dual Leaf Gate
Built in Open/Close Delay
2-Wire Master/Slave

Eagle-II Gate Operators for Swing Gates up to 14 ft. and 300 lbs

Safe and secure gate operation is made quick and easy with pad-mount gate operators from Eagle. Enjoy quality and reliability with the Eagle-II Swing Gate Operator.

Manufactured with the same quality and engineering as larger commercial and industrial gate operators, many of the advance features you most often need come standard.

Every Eagle-II is built with heavy-duty AC motors, quiet gearboxes and quality components throughout. Install Eagle and install confidence.

MADE IN THE USA

EAGLE ACCESS CONTROL SYSTEMS, INC.

13286 PAXTON ST.
PACOIMA, CA 91331

TOLL FREE (800) 708-8848 PHONE (818) 899-2777 FAX (818) 899-2666

WWW.EAGLEOPERATORS.COM EMAIL: INFO@EAGLEOPERATORS.COM

AVAILABLE AT:

Upswung LLC
P.O. Box 2713

Stateline, NV 89449-2713